



SuiteCRM TWILIO SMS

Installation Guide

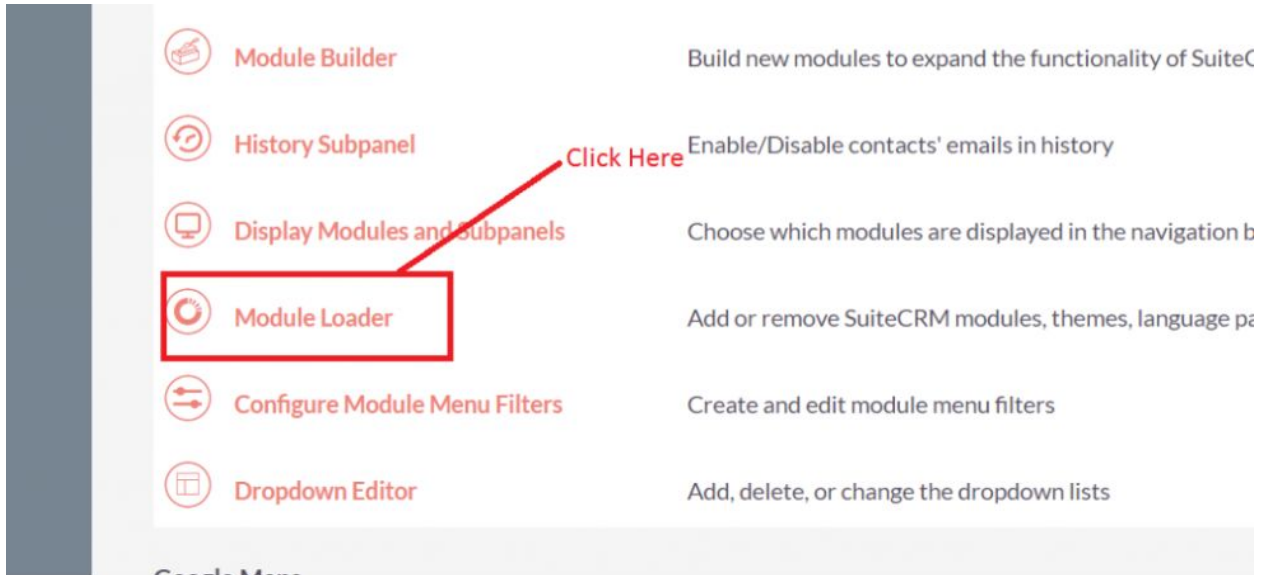
Pre-requisites

Please follow the below steps before installing the Twilio Sms.

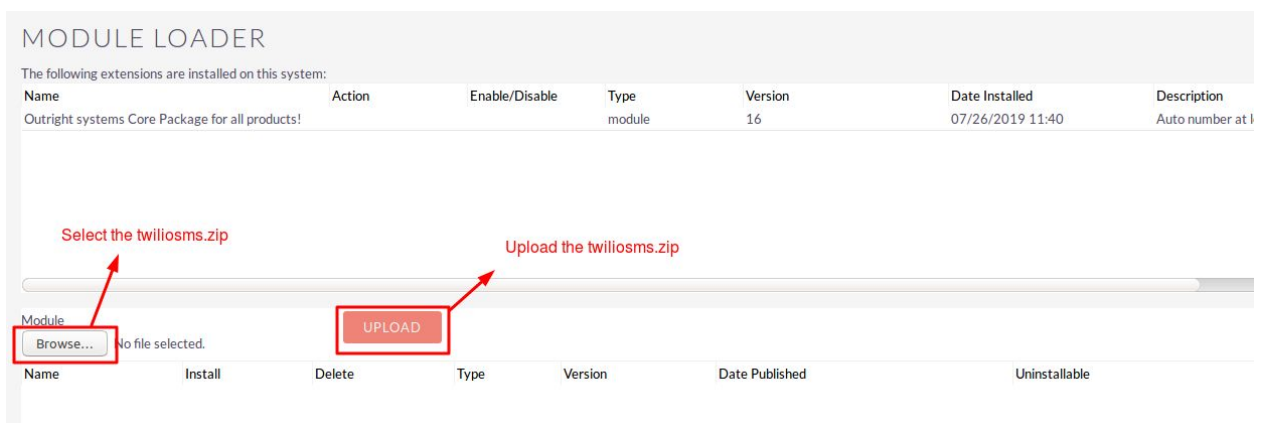
1. Log in as an Administrator.
2. Verify the CRM version should be compatible with Twilio Sms.
3. CRM should have the Outright utils file, if not then install the Outright Utils package first then install Twilio Sms.

Installation Guide

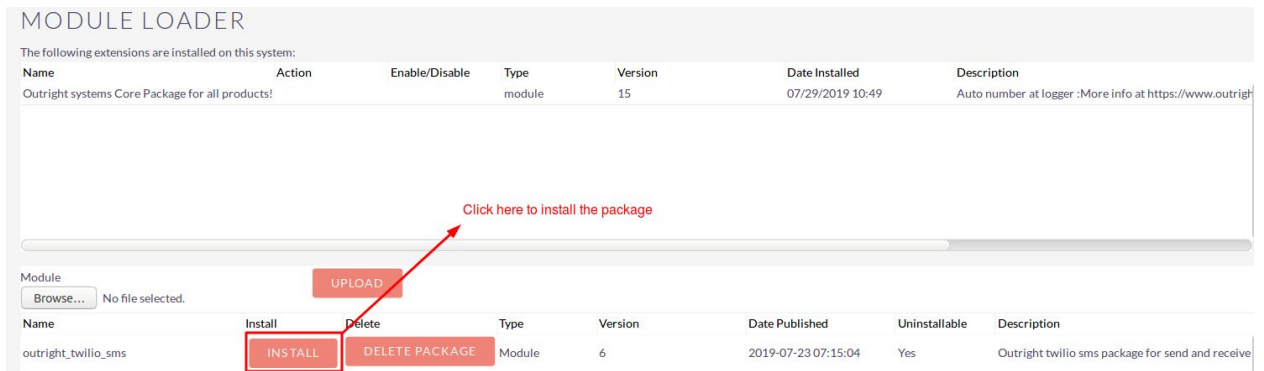
1. Go to the Administration page.
2. Click on “**Module Loader**” to install the package.



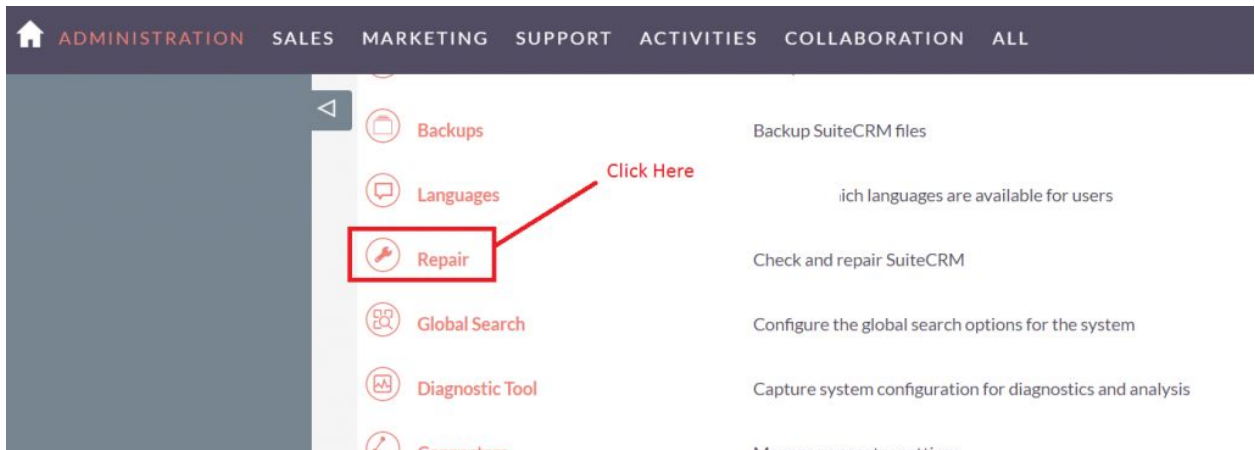
3. Click on “**Choose File**” button and select the Twiliosms.zip



4. Once the file is uploaded in CRM and then click on the Install button.



5. Again go to the Administration page and click on repair.



6. Click on "Quick Repair and Rebuild" and click on execute button.

```
/* Table : outr_twilio_sms */
/* MISSING TABLE: outr_twilio_sms */
CREATE TABLE outr_twilio_sms (id char(36) NOT NULL ,name varchar(255) NULL ,date_entered datetime NULL
,date_modified datetime NULL ,modified_user_id char(36) NULL ,created_by char(36) NULL ,description text NULL
,deleted bool DEFAULT '0' NULL ,assigned_user_id char(36) NULL ,smsmessagesid varchar(100) NULL ,nummedia
varchar(10) NULL ,smssid varchar(100) NULL ,smsstatus varchar(25) NULL ,body varchar(255) NULL ,sms_to
varchar(20) NULL ,sms_from varchar(20) NULL ,notified tinytext NULL ,sms_type text NULL ,sms_seen_status text
NULL , PRIMARY KEY (id)) CHARACTER SET utf8 COLLATE utf8_general_ci;
/* Table : contacts_outr_twilio_sms_1_c */
/* MISSING TABLE: contacts_outr_twilio_sms_1_c */
CREATE TABLE contacts_outr_twilio_sms_1_c (id varchar(36) NOT NULL ,date_modified datetime NULL ,deleted
bool DEFAULT '0' NULL ,contacts_outr_twilio_sms_1contacts_ida varchar(36) NULL
,contacts_outr_twilio_sms_1outr_twilio_sms_idb varchar(36) NULL , PRIMARY KEY (id), KEY
contacts_outr_twilio_sms_1_ida1 (contacts_outr_twilio_sms_1contacts_ida), KEY contacts_outr_twilio_sms_1_alt
(contacts_outr_twilio_sms_1outr_twilio_sms_idb)) CHARACTER SET utf8 COLLATE utf8_general_ci;
/* Table : accounts_outr_twilio_sms_1_c */
/* MISSING TABLE: accounts_outr_twilio_sms_1_c */
CREATE TABLE accounts_outr_twilio_sms_1_c (id varchar(36) NOT NULL ,date_modified datetime NULL ,deleted
bool DEFAULT '0' NULL ,accounts_outr_twilio_sms_1accounts_ida varchar(36) NULL
,accounts_outr_twilio_sms_1outr_twilio_sms_idb varchar(36) NULL , PRIMARY KEY (id), KEY
accounts_outr_twilio_sms_1_ida1 (accounts_outr_twilio_sms_1accounts_ida), KEY accounts_outr_twilio_sms_1_alt
(accounts_outr_twilio_sms_1outr_twilio_sms_idb)) CHARACTER SET utf8 COLLATE utf8_general_ci;
/* Table : leads_outr_twilio_sms_1_c */
/* MISSING TABLE: leads_outr_twilio_sms_1_c */
CREATE TABLE leads_outr_twilio_sms_1_c (id varchar(36) NOT NULL ,date_modified datetime NULL ,deleted bool
```

Click Here to execute above query

EXECUTE EXPORT

NOTE :- After installing each plugin, It is mandatory to repair and execute.