



# SuiteCRM Google Sign-in

## Installation Guide

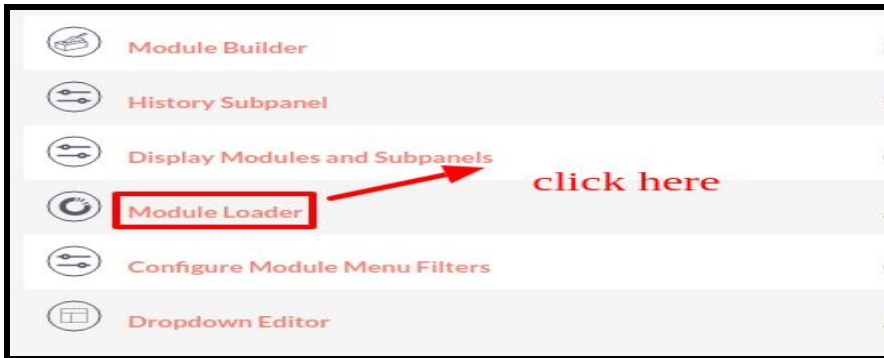
# Pre-requisites

Please follow the below steps before installing the [SuiteCRM Google Sign-in](#)

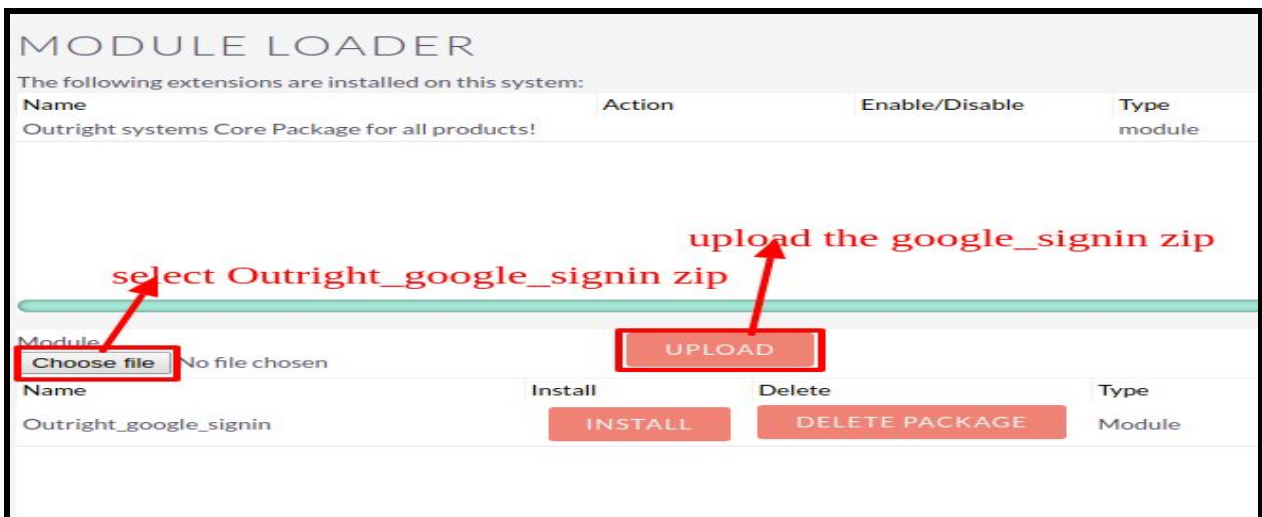
1. Log in as an Administrator.
2. Verify the CRM version should be compatible with Outright Google Signin.
3. CRM should have the Outright utils file, if not then install the Outright Utils package first then install Outright Google Signin.
4. Log in as an Administrator.
5. Verify the CRM version should be compatible with Outright Google Signin.
6. CRM should have the Outright utils file, if not then install the Outright Utils package first then install Outright Google Signin.

# Installation Guide:-

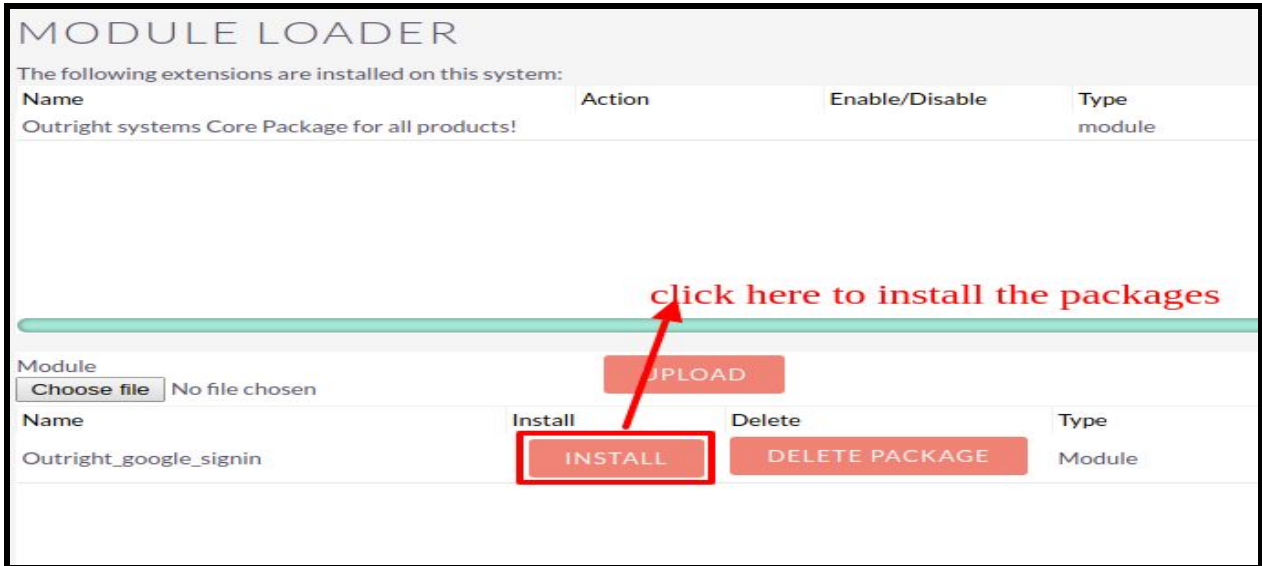
1. Go to the Administration page.
2. Click on “**Module Loader**” to install the package.



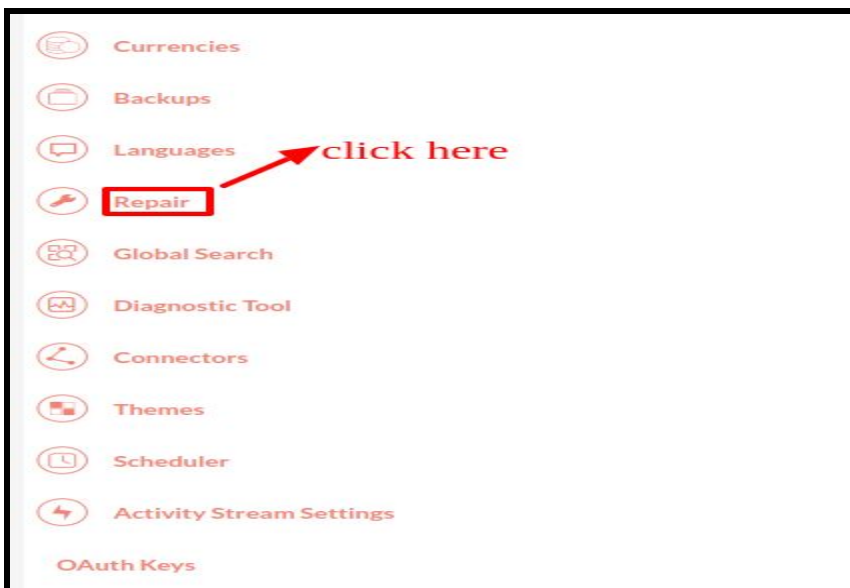
3. Click on "Choose File" button and select the OutrightGoogleSignin.zip.



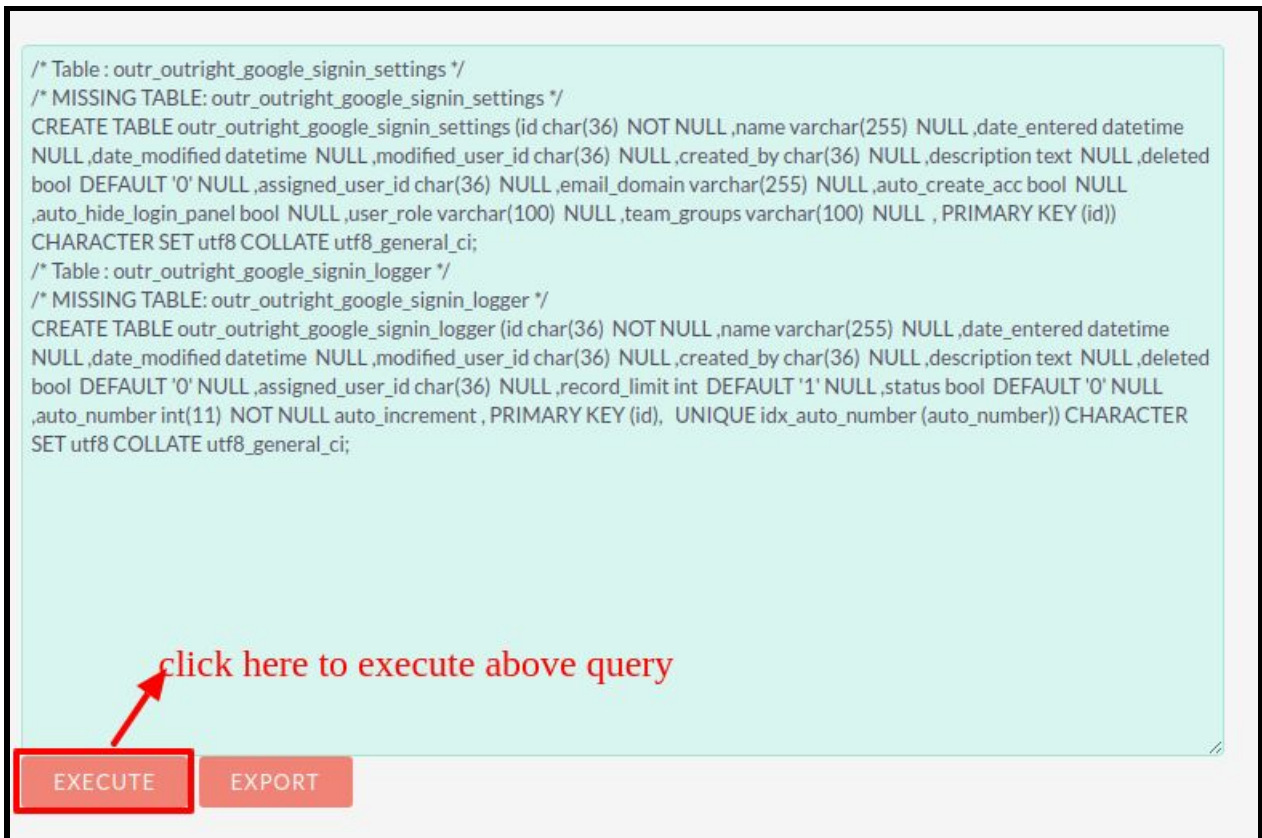
4. Click on "**Upload**" to upload the file in CRM and then click on the Install button.



5. Again go to the Administration page and click on repair.



6. Click on "Quick Repair and Rebuild" and click on execute button.



The screenshot shows a database query editor with a light blue background. The main area contains SQL code for creating two tables: `outr_outright_google_signin_settings` and `outr_outright_google_signin_logger`. The code includes table names, column names, data types, and constraints. Below the code, there is a red arrow pointing to the text "click here to execute above query". At the bottom of the editor, there are two buttons: "EXECUTE" and "EXPORT".

```
/* Table : outr_outright_google_signin_settings */
/* MISSING TABLE: outr_outright_google_signin_settings */
CREATE TABLE outr_outright_google_signin_settings (id char(36) NOT NULL ,name varchar(255) NULL ,date_entered datetime
NULL ,date_modified datetime NULL ,modified_user_id char(36) NULL ,created_by char(36) NULL ,description text NULL ,deleted
bool DEFAULT '0' NULL ,assigned_user_id char(36) NULL ,email_domain varchar(255) NULL ,auto_create_acc bool NULL
,auto_hide_login_panel bool NULL ,user_role varchar(100) NULL ,team_groups varchar(100) NULL , PRIMARY KEY (id))
CHARACTER SET utf8 COLLATE utf8_general_ci;
/* Table : outr_outright_google_signin_logger */
/* MISSING TABLE: outr_outright_google_signin_logger */
CREATE TABLE outr_outright_google_signin_logger (id char(36) NOT NULL ,name varchar(255) NULL ,date_entered datetime
NULL ,date_modified datetime NULL ,modified_user_id char(36) NULL ,created_by char(36) NULL ,description text NULL ,deleted
bool DEFAULT '0' NULL ,assigned_user_id char(36) NULL ,record_limit int DEFAULT '1' NULL ,status bool DEFAULT '0' NULL
,auto_number int(11) NOT NULL auto_increment , PRIMARY KEY (id), UNIQUE idx_auto_number (auto_number)) CHARACTER
SET utf8 COLLATE utf8_general_ci;
```

**NOTE:** After Installing each plugin, It is mandatory to repair and execute.