



SuiteCRM Theme Style Builder

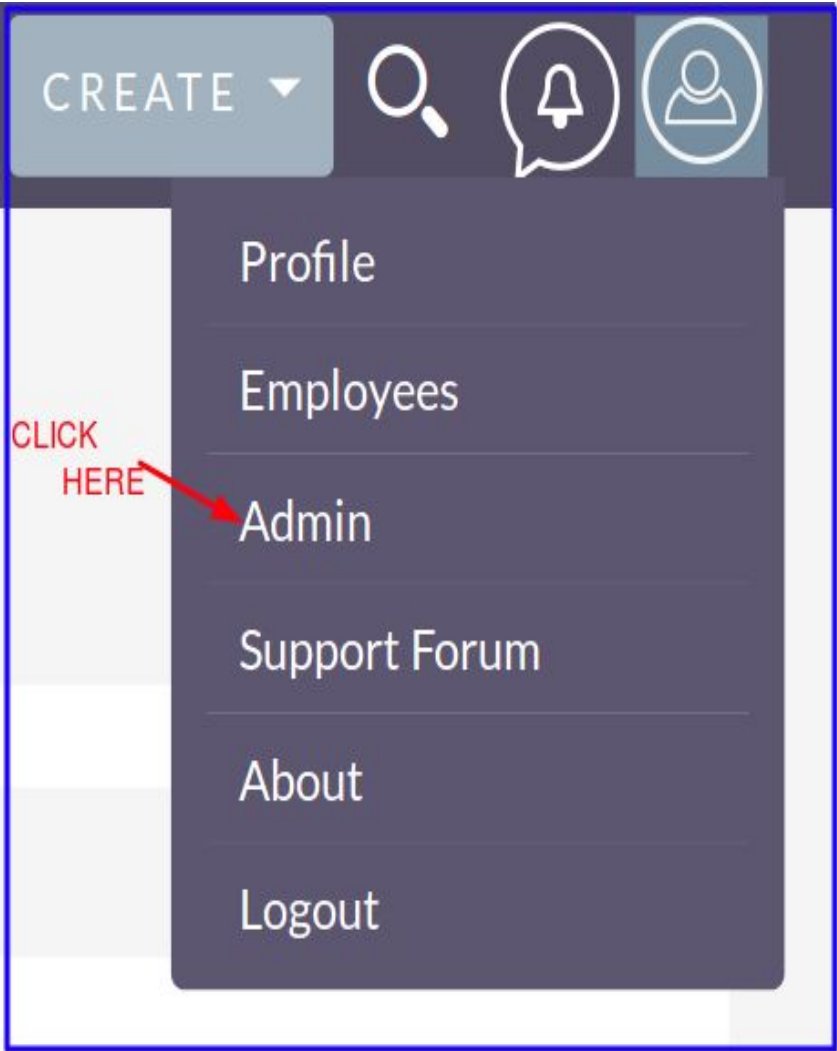
Installation Guide / Pre-requisites

Pre-requisites

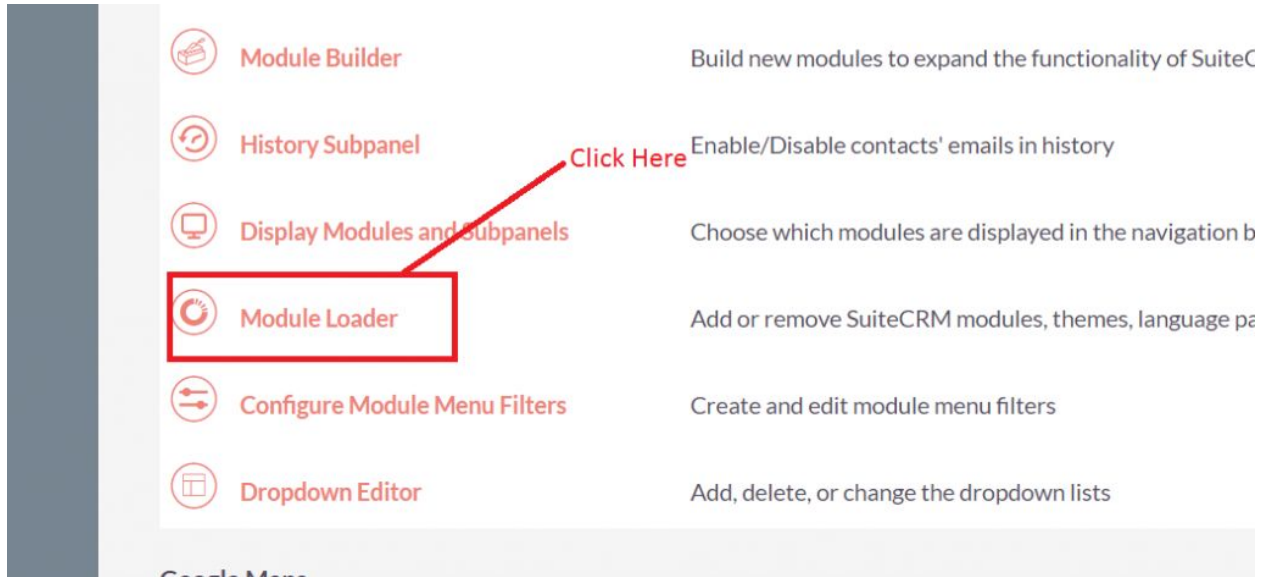
1. Log in as an Administrator.
2. Verify the CRM version should be compatible with Theme Style Builder.
3. CRM should have the Outright utils file, if not then install the **OutrightUtils** package first then install the Theme Style Builder.

Installation Guide:-

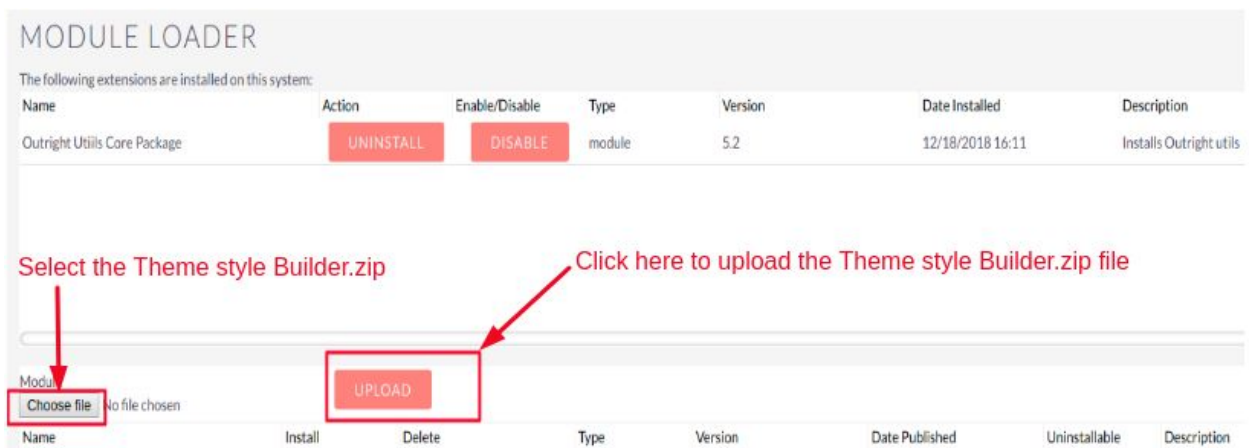
1. Go to the Administration page.



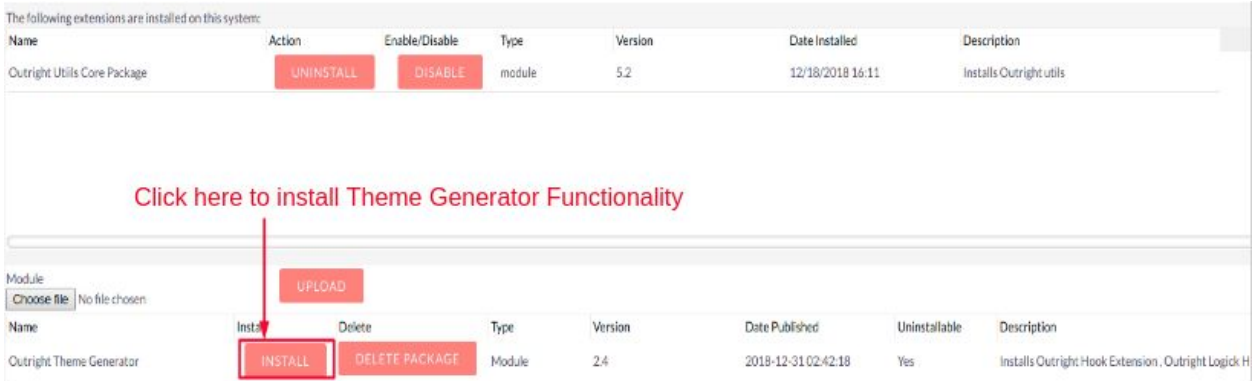
2. Click on "Module Loader" to install the package.



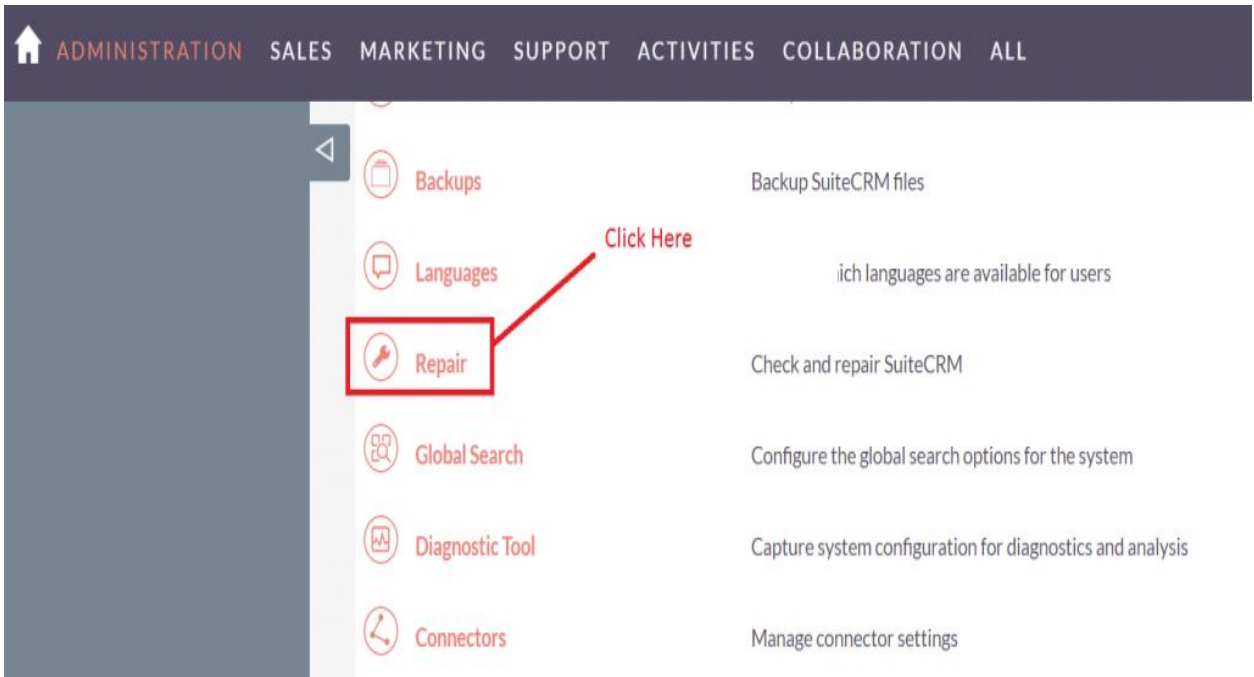
3. Click on "Choose File" button and select Theme Style Builder.zip



4. Click on "Upload" to upload the file in CRM and then click on the Install button.



5. Again go to the Administration page and click on repair.



6. Click on "Quick Repair and Rebuild" and click on the execute button.

Differences found between database and vardefs

The following script will sync the database structure with the structure defined in the vardefs. You have the option of exporting this script and then running it against your database using administration module to run the script.

NOTE: any changes you make to the script in the textbox will be reflected in the exported or executed code.

```
/* Table : outr_outright_theme_generator */
/* MISSING TABLE: outr_outright_theme_generator */
CREATE TABLE outr_outright_theme_generator (id char(36) NOT NULL ,name varchar(255) NULL ,date_entered datetime
NULL ,date_modified datetime NULL ,modified_user_id char(36) NULL ,created_by char(36) NULL ,description text NULL
,deleted bool DEFAULT '0' NULL ,assigned_user_id char(36) NULL ,header_background varchar(255) NULL ,header_border_top
varchar(255) NULL ,header_border_bottom varchar(255) NULL ,header_border_left varchar(255) NULL ,header_border_right
varchar(255) NULL ,header_padding varchar(255) NULL ,header_margin text NULL ,header_text_color varchar(255) NULL
,header_mouse_over_text_color varchar(255) NULL ,header_active_tab_text_color varchar(255) NULL
,header_active_tab_border_color varchar(255) NULL ,footer_background_color varchar(255) NULL ,footer_text_color
varchar(255) NULL ,leftside_bar_background_color varchar(255) NULL ,leftside_bar_text_color varchar(255) NULL
,leftside_bar_button_color varchar(255) NULL ,leftside_bar_button_text_color varchar(255) NULL
,leftside_bar_collapse_button_color varchar(255) NULL ,leftside_bar_collapse_button_text_color varchar(255) NULL
,dashlet_head_backg_color varchar(255) NULL ,dashlet_heas_text_color varchar(255) NULL ,detail_view_label_color varchar(255)
NULL ,detail_view_field_background_color varchar(255) NULL ,detail_view_field_text_color varchar(255) NULL
,detail_view_next_prev_button_background_color varchar(255) NULL ,detail_view_next_prev_button_text_color varchar(255)
NULL ,edit_view_label_color varchar(255) NULL ,edit_view_panel_heading_background_color varchar(255) NULL
,edit_view_panel_heading_text_color varchar(255) NULL ,list_view_head_background_color varchar(255) NULL
,list_view_head_text_color varchar(255) NULL ,list_view_action_bar_barbackground_color varchar(255) NULL
,global_body_bgr_clr varchar(255) NULL ,global_body_font_fmly varchar(255) NULL ,global_font_size varchar(255) NULL
,global_font_color varchar(255) NULL ,global_text_box_backcolor varchar(255) NULL ,global_text_box_brdr_color varchar(255)
NULL ,global_text_box_brdr_padding varchar(255) NULL ,global_buttons_bck_color varchar(255) NULL
,global_buttons_txt_color varchar(255) NULL ,global_buttons_hover_bck_color varchar(255) NULL
,global_buttons_hover_txt_color varchar(255) NULL , PRIMARY KEY (id)) CHARACTER SET utf8 COLLATE utf8_general_ci;
```

EXECUTE **EXPORT** Click here to execute above query

NOTE: After installing each plugin, It is mandatory to repair and execute.