



## Outright Drip Campaign

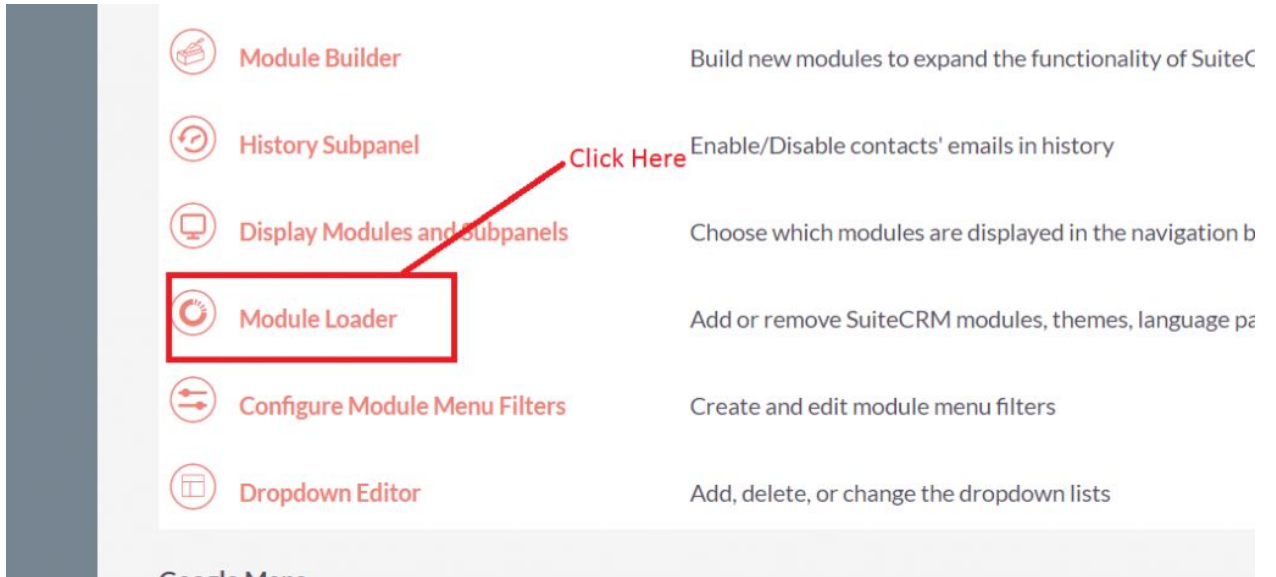
### Pre-requisites

Please follow the below steps before installing the Outright Drip Campaign.

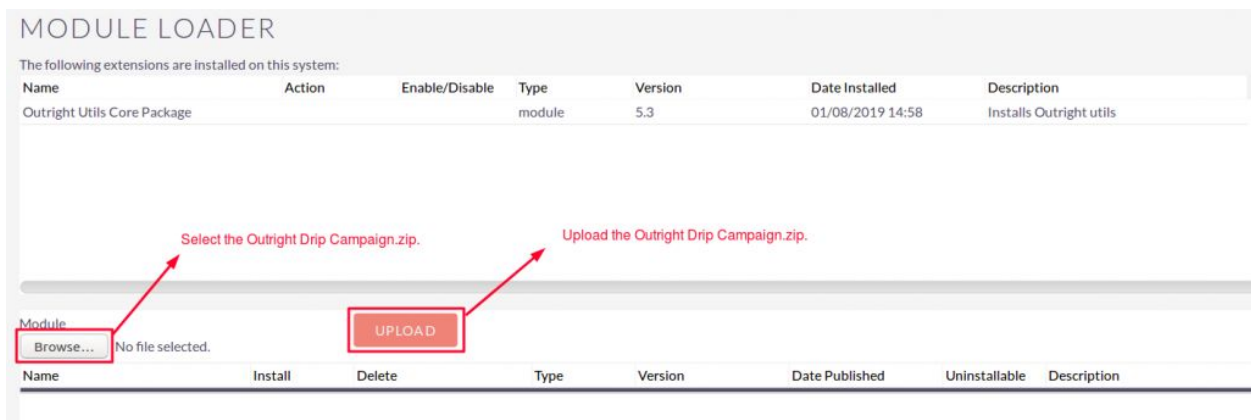
1. Log in as an Administrator.
2. Verify the CRM version should be compatible with Outright Drip Campaign.
3. CRM should have the Outright utils file, if not then install the Outright Utils package first then install the Outright Drip Campaign.

## Installation Guide:-

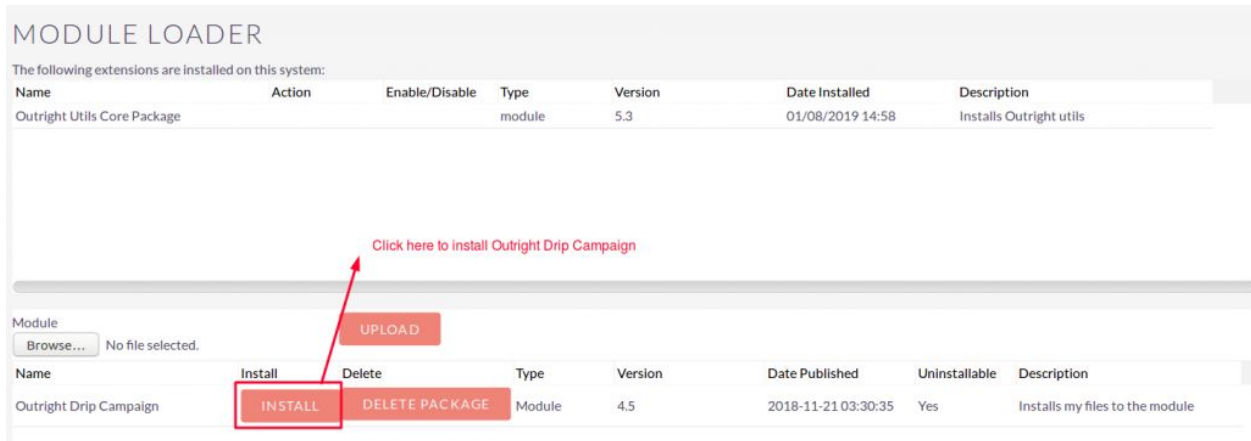
1. Go to the Administration page.
2. Click on “**Module Loader**” to install the package.



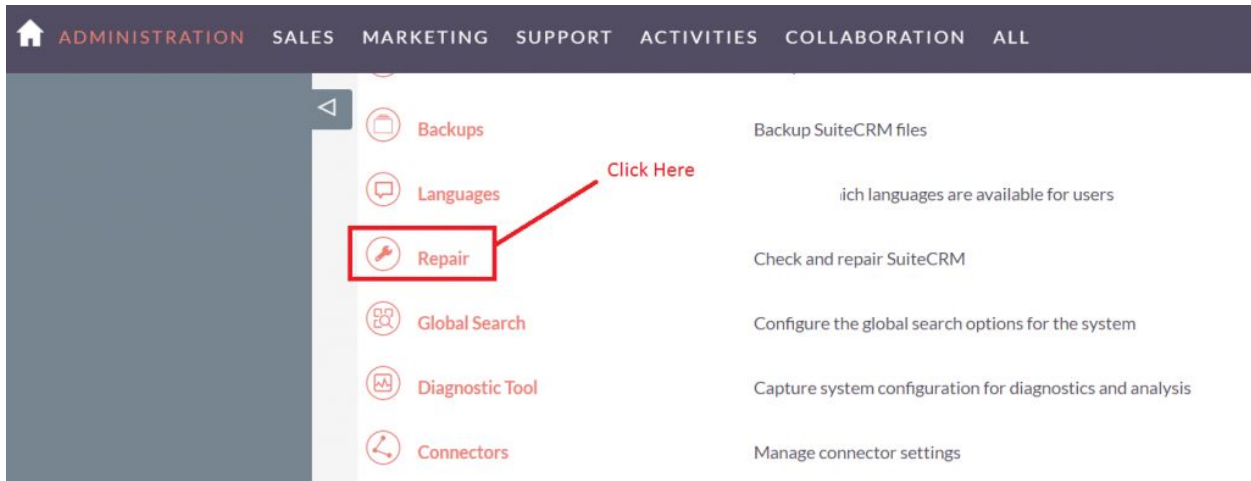
3. Click on "**Choose File**" button and select the Outright Drip Campaign.zip.



4. Click on "Upload" to upload the file in CRM and then click on the Install button.



5. Again go to the Administration page and click on repair.



6. Click on "**Quick Repair and Rebuild**" and click on execute button.

**NOTE:** any changes you make to the script in the textbox will be reflected in the exported or executed code.

```
/* Table : d_drip_controller */
/* MISSING TABLE: d_drip_controller */
CREATE TABLE d_drip_controller (id char(36) NOT NULL ,name varchar(255) NULL ,date_entered
datetime NULL ,date_modified datetime NULL ,modified_user_id char(36) NULL ,created_by char(36)
NULL ,description text NULL ,deleted bool DEFAULT '0' NULL ,assigned_user_id char(36) NULL
,activity_type varchar(255) DEFAULT 'Email' NULL ,after_days varchar(255) NULL , PRIMARY KEY
(id)) CHARACTER SET utf8 COLLATE utf8_general_ci;
/*Checking Custom Fields for module : d_Drip_Controller */
CREATE TABLE d_drip_controller_cstm (id_c char(36) NOT NULL , PRIMARY KEY (id_c)) CHARACTER
SET utf8 COLLATE utf8_general_ci;
/*MISSING IN DATABASE - emailtemplate_id_c - ROW*/
ALTER TABLE d_drip_controller_cstm add COLUMN emailtemplate_id_c char(36) NULL ;
/* Table : d_drip_manager */
/* MISSING TABLE: d_drip_manager */
CREATE TABLE d_drip_manager (id char(36) NOT NULL ,name varchar(255) NULL ,date_entered
datetime NULL ,date_modified datetime NULL ,modified_user_id char(36) NULL ,created_by char(36)
NULL ,description text NULL ,deleted bool DEFAULT '0' NULL ,assigned_user_id char(36) NULL ,
PRIMARY KEY (id)) CHARACTER SET utf8 COLLATE utf8_general_ci;
/*Checking Custom Fields for module : d_Drip_Manager */
CREATE TABLE d_drip_manager_cstm (id_c char(36) NOT NULL , PRIMARY KEY (id_c)) CHARACTER
SET utf8 COLLATE utf8_general_ci;
/*MISSING IN DATABASE - activitydate_c - ROW*/
ALTER TABLE d_drip_manager_cstm add COLUMN activitydate_c date NULL ;
/* Table : d_drip_record_manager */
/* MISSING TABLE: d_drip_record_manager */
```

Click here to execute above query

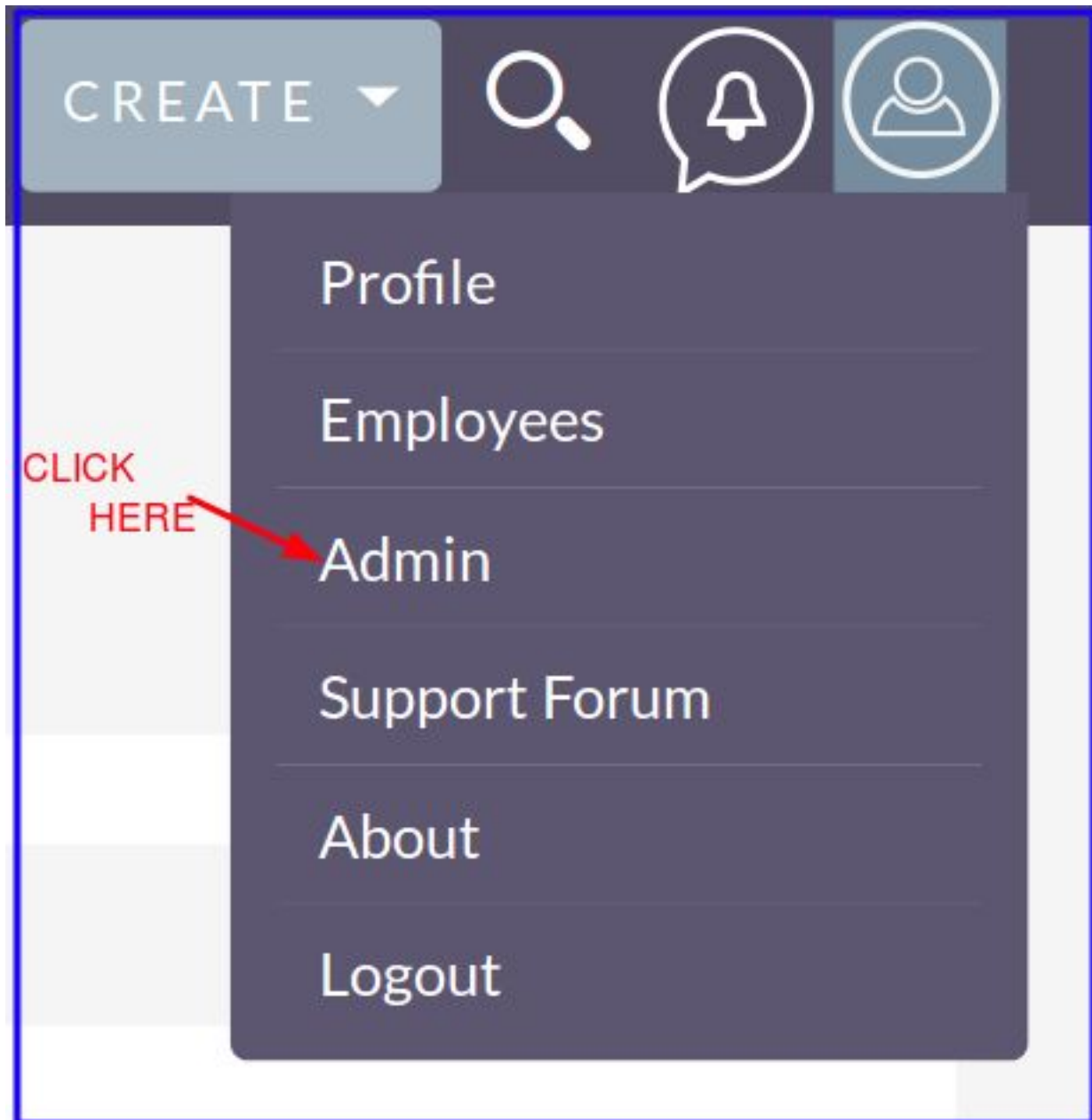
EXECUTE

EXPORT

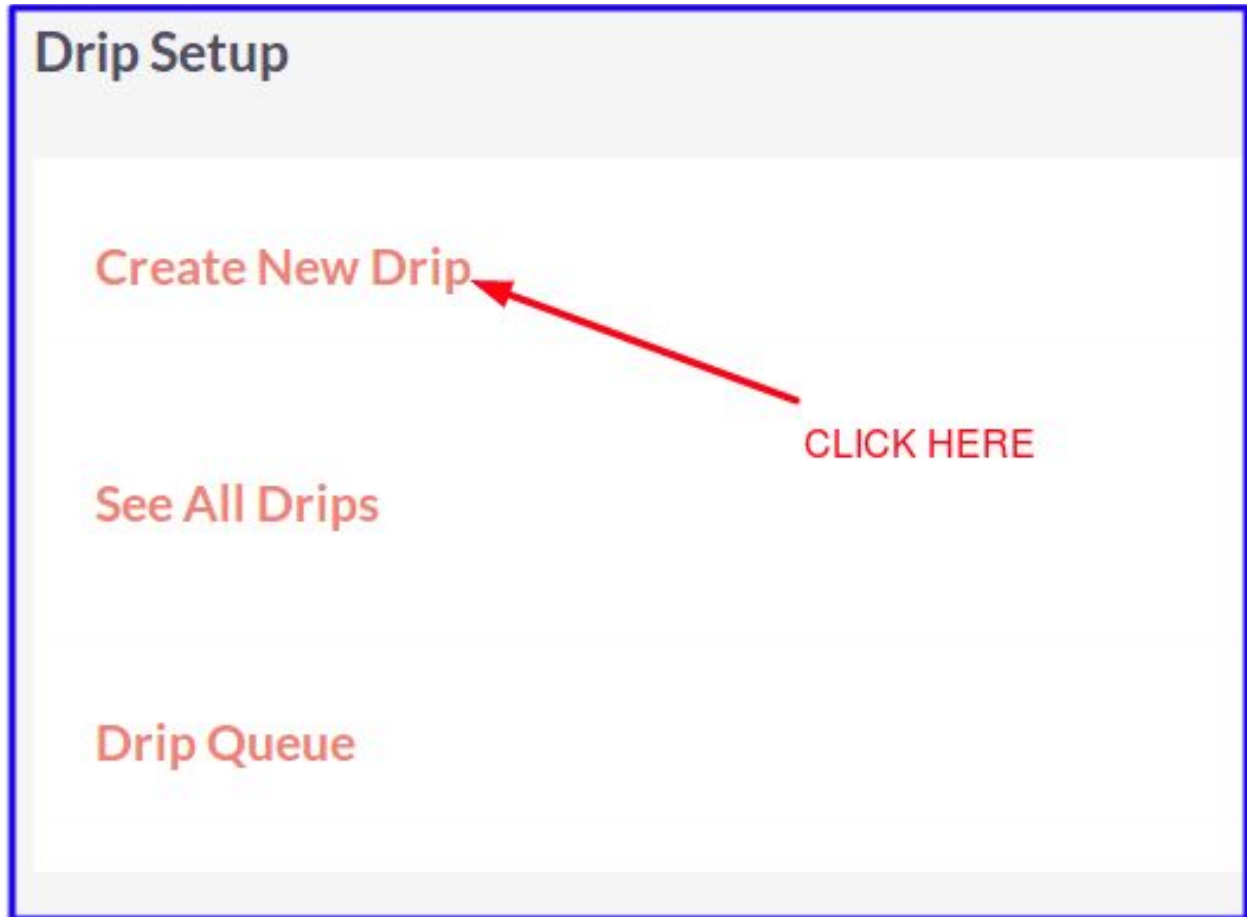
**NOTE:** after installing each plugin, It is mandatory to repair and execute.

## **User Guide:-**

**1** Go to the admin section



2 CREATE NEW DRIP.



### 3 CREATE A NEW DRIP STEP.

**BASIC**

Name: \*  GIVE A NAME TO DRIP ALONG WITH DESCRIPTION

Description:

CLICK HERE

### 4 CREATE CONTROLLER FOR DRIP MANAGER.

TEST DRIP ☆

**BASIC**

Name: TEST DRIP Date Created: 11/16/2018  
Description: HI I AM TESTING Date Modified: 11/16/2018

**DRIP CONTROLLER**

**BASIC**

Name: \*  Give name to Controller

After Days:  SELECT NUMBER OF DAYS

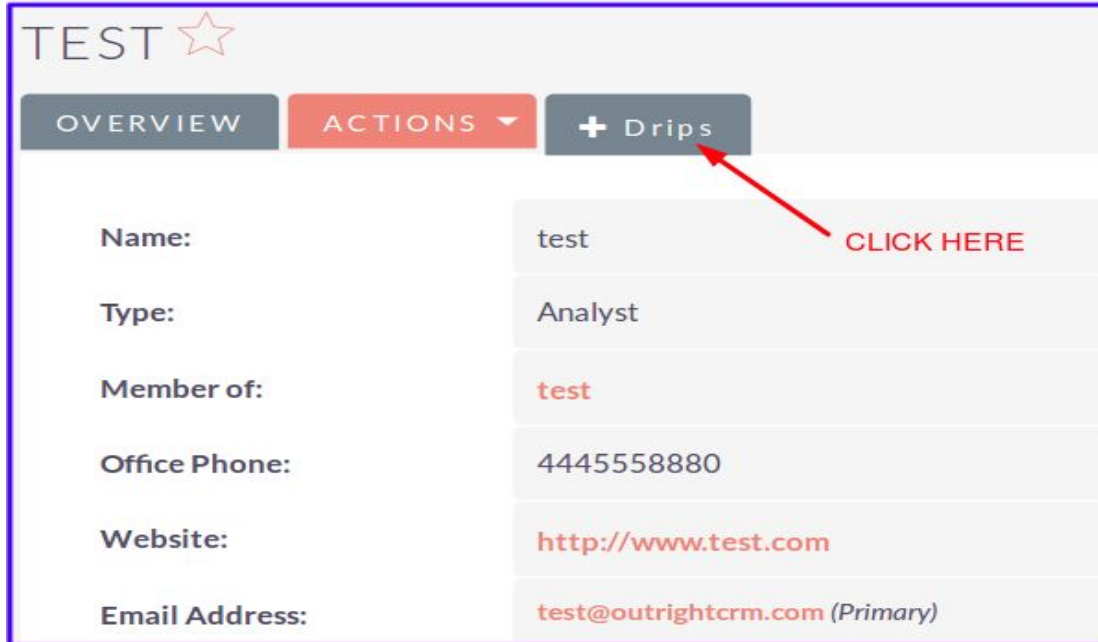
Template.:    SELECT THE EMAIL TEMPLATE

Activity Type:  SELECT THE ACTIVITY

Assigned to:    SELECT THAT ACCOUNT WHOM YOU WANT TO ASSIGN.



5. CLICK ON THE + DRIP OPTION OF THAT CONTACT/LEAD FOR WHOM YOU WANT TO START CAMPAIGN.



TEST ☆

OVERVIEW ACTIONS + Drips

Name: test **CLICK HERE**

Type: Analyst

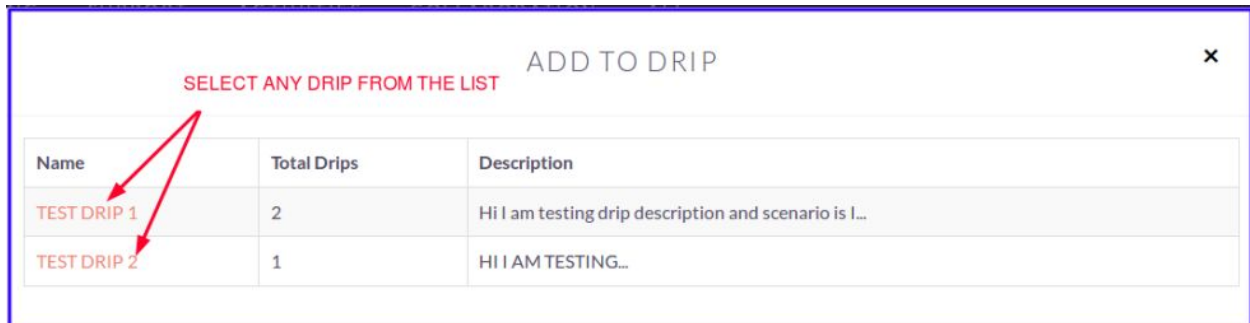
Member of: test

Office Phone: 4445558880

Website: <http://www.test.com>

Email Address: test@outrightcrm.com (Primary)

6 AFTER CLICKING ON +DRIP SELECT THE DRIP FROM THE LIST.



ADD TO DRIP

SELECT ANY DRIP FROM THE LIST

Name	Total Drips	Description
TEST DRIP 1	2	Hi I am testing drip description and scenario is I...
TEST DRIP 2	1	HI I AM TESTING...

## 7 DRIP QUEUE

DRIP QUEUE					
Name	Status	Drip Manager	Template Name	Schedule Date	Date Created
2 test System-generated password email	in_queue	TEST DRIP 1	User Case Update	12/01/2018	11/29/2018 13:06
0 test Case Closure	in_queue	TEST DRIP 1	Case Closure	11/29/2018	11/29/2018 13:06

**NOTE: If you are using a free plugin and it works for you, please share your feedback and suggestions.**