



SuiteCRM Drip Campaign

Installation Guide

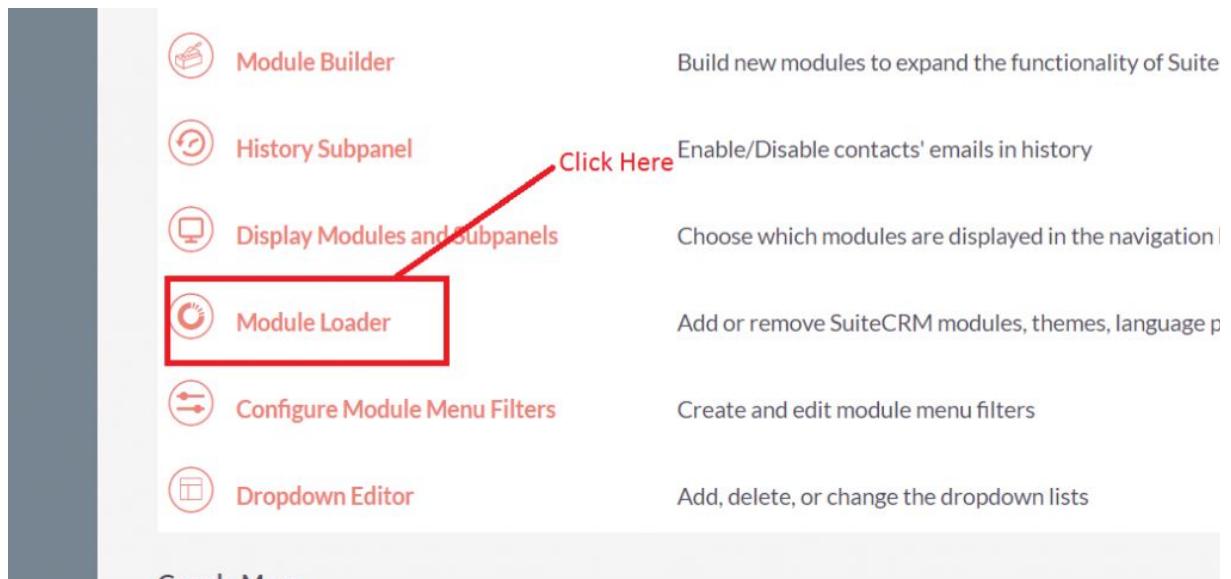
Pre-requisites

Please follow the below steps before installing the [SuiteCRM Drip Campaign](#).

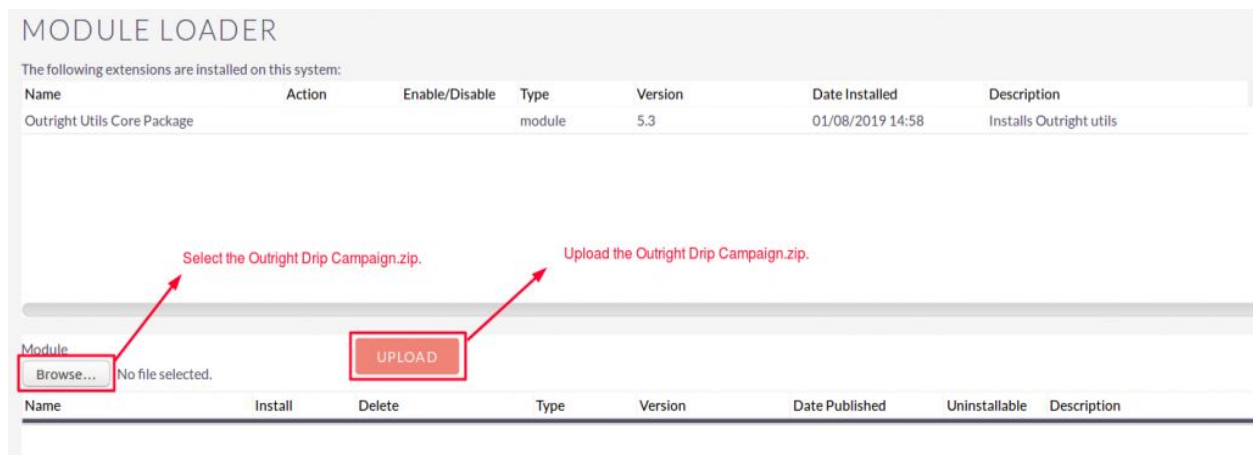
1. Log in as an Administrator.
2. Verify the CRM version should be compatible with SuiteCRM Drip Campaign.
3. CRM should have the Outright utils file, if not then install the Outright Utils package first then install the SuiteCRM Drip Campaign.

Installation Guide:-

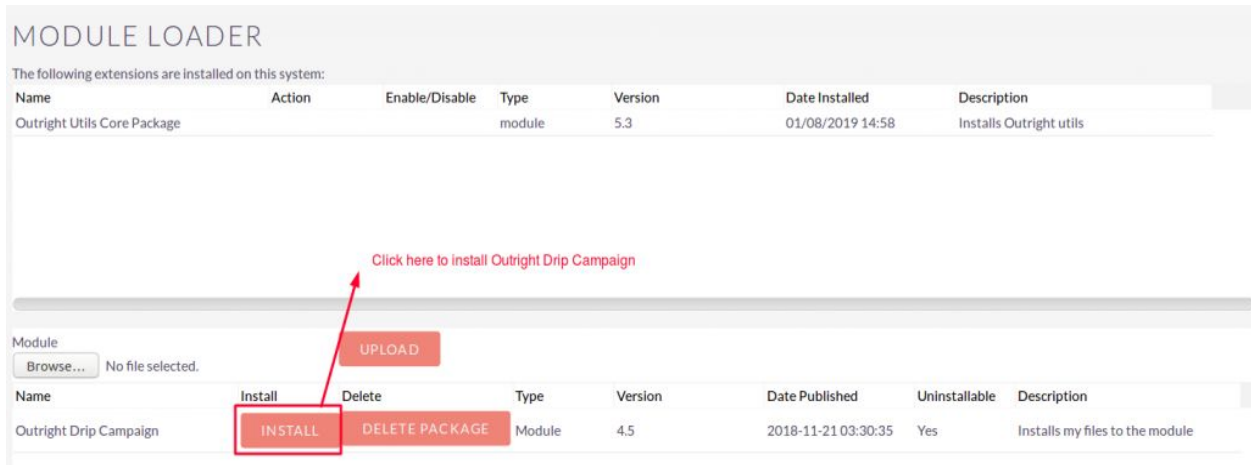
1. Go to the Administration page.
2. Click on “**Module Loader**” to install the package.



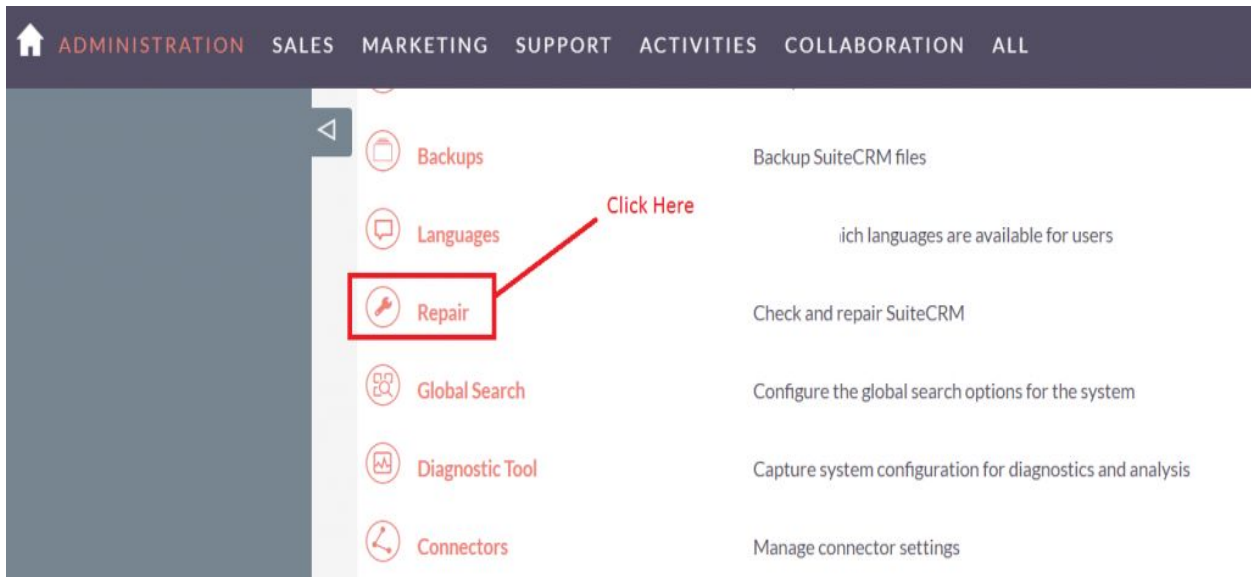
3. Click on "**Choose File**" button and select the Outright Drip Campaign.zip.



4. Click on **"Upload"** to upload the file in CRM and then click on the Install button.



5. Again go to the Administration page and click on repair.



6. Click on "Quick Repair and Rebuild" and click on execute button.

NOTE: any changes you make to the script in the textbox will be reflected in the exported or executed code.

```
/* Table : d_drip_controller */
/* MISSING TABLE: d_drip_controller */
CREATE TABLE d_drip_controller (id char(36) NOT NULL ,name varchar(255) NULL ,date_entered
datetime NULL ,date_modified datetime NULL ,modified_user_id char(36) NULL ,created_by char(36)
NULL ,description text NULL ,deleted bool DEFAULT '0' NULL ,assigned_user_id char(36) NULL
,activity_type varchar(255) DEFAULT 'Email' NULL ,after_days varchar(255) NULL , PRIMARY KEY
(id)) CHARACTER SET utf8 COLLATE utf8_general_ci;
/*Checking Custom Fields for module : d_Drip_Controller */
CREATE TABLE d_drip_controller_cstm (id_c char(36) NOT NULL , PRIMARY KEY (id_c)) CHARACTER
SET utf8 COLLATE utf8_general_ci;
/*MISSING IN DATABASE - emailtemplate_id_c - ROW*/
ALTER TABLE d_drip_controller_cstm add COLUMN emailtemplate_id_c char(36) NULL ;
/* Table : d_drip_manager */
/* MISSING TABLE: d_drip_manager */
CREATE TABLE d_drip_manager (id char(36) NOT NULL ,name varchar(255) NULL ,date_entered
datetime NULL ,date_modified datetime NULL ,modified_user_id char(36) NULL ,created_by char(36)
NULL ,description text NULL ,deleted bool DEFAULT '0' NULL ,assigned_user_id char(36) NULL ,
PRIMARY KEY (id)) CHARACTER SET utf8 COLLATE utf8_general_ci;
/*Checking Custom Fields for module : d_Drip_Manager */
CREATE TABLE d_drip_manager_cstm (id_c char(36) NOT NULL , PRIMARY KEY (id_c)) CHARACTER
SET utf8 COLLATE utf8_general_ci;
/*MISSING IN DATABASE - activitydate_c - ROW*/
ALTER TABLE d_drip_manager_cstm add COLUMN activitydate_c date NULL ;
/* Table : d_drip_record_manager */
/* MISSING TABLE: d_drip_record_manager */
```

[Click here to execute above query](#)

EXECUTE

EXPORT

NOTE:- After Installing each plugin, It is mandatory to repair and execute.